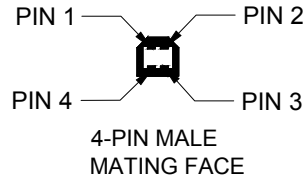


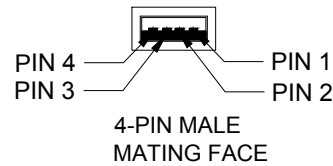
Revision Notes				
R1 - CABLE LABEL LOCATION CHANGED FROM 40MM TO 60MM - PREVENT LABEL DAMAGE DURING PACKING				
APA: EPANG	Drawn:L.PILLAY	Checked:R.BATES	Approved:B.JOHN	Date: 20/11/2015
R2 - UPDATED MODEL NUMBER AS PER ECR A420				
APA: S. ZHANG	Drawn:L.PILLAY	Checked:R. BATES	Approved:B. JOHN	Date: 12/10/2016

### VIEW A



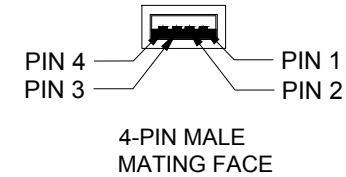
PIN #	WIRE COLOUR	DESCRIPTION
1	RED	+5V
2	GREY	USB DATA -
3	GREEN	USB DATA +
4	BLACK	GND

### VIEW B



PIN #	WIRE COLOUR	DESCRIPTION
1	RED	+5V
2	GREY	USB DATA -
3	GREEN	USB DATA +
4	BLACK	GND

### VIEW C



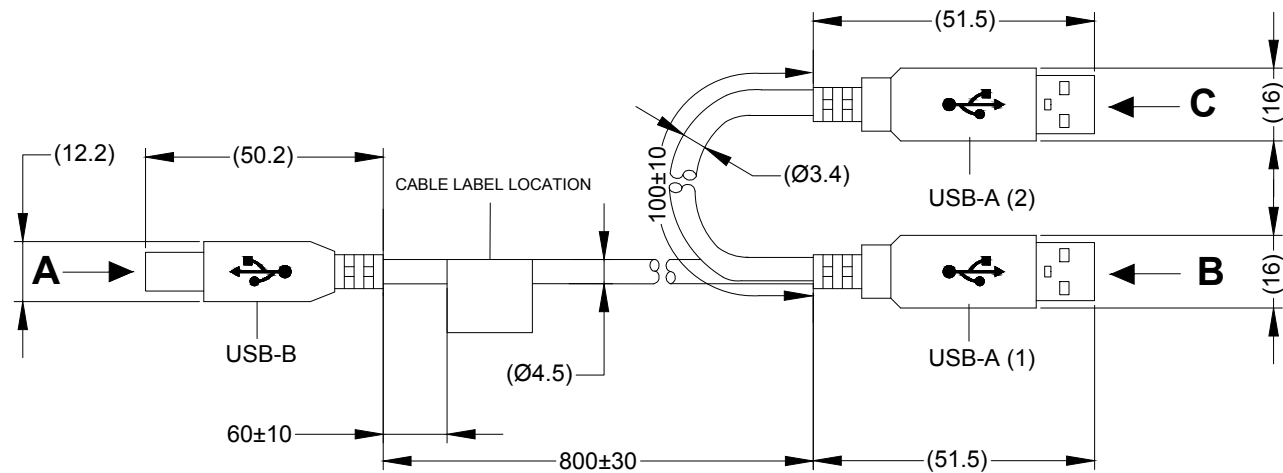
PIN #	WIRE COLOUR	DESCRIPTION
1	RED	+5V
2	N.C	N.C
3	N.C	N.C
4	BLACK	GND

### 'VIEW B' CONNECTION MATRIX

PIN #	1	2	3	4
USB-A (1)	1	2	3	4
WIRE COLOUR	RED	GREY	GREEN	BLACK
DESCRIPTION	+5V	USB DATA -	USB DATA +	GND

### 'VIEW C' CONNECTION MATRIX

PIN #	1	2	3	4
USB-A (2)	1	-	-	4
WIRE COLOUR	RED	-	-	BLACK
DESCRIPTION	+5V	-	-	GND



#### NOTES:

1. REFERENCE INSTRUCTION MANUAL FOR FUNCTIONALITY
2. TO BE SUPPLIED IN CLEAR PLASTIC BAG.
3. ANY CUSTOMER MODIFICATION OF THIS PRODUCT CAUSING SUBSEQUENT FAILURE IS NOT A LIABILITY OF BRIGADE ELECTRONICS GROUP PLC.
4. FOR CABLE LABEL REFER TO LATEST REVISION OF DRAWING BE-003113-XX-15.

#### PROPRIETARY NOTICE

THIS DESIGN AND TECHNICAL INFORMATION APPEARING ON THIS DRAWING IS THE PROPERTY OF BRIGADE ELECTRONICS, AND IS DISCLOSED IN CONFIDENCE. IT IS NOT TO BE COPIED, REPRODUCED, REVEALED TO OR EXPROPRIATED BY OTHERS, EITHER IN WHOLE OR IN PART WITHOUT THE EXPRESS WRITTEN CONSENT OF BRIGADE ELECTRONICS.

**BRIGADE**  
www.brigade-electronics.com

Assembly Pl Approval P.YANG	Approved by B.JOHN	Checked by R.BATES	Drawn by L.PILLAY
Angle of Projection 	Units mm	Scale N/A	Released 21/07/15
	Status RELEASED	Assembly Ref 01.05.01.01.07.01.27	
	Part No 4884	BE-003104-02-15	